
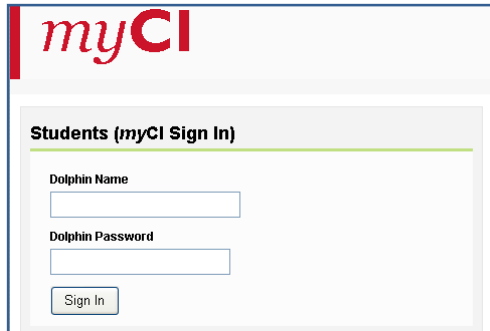


## How to View Your Course List What If Degree Progress Report

A Course List What If Degree Progress Report outlines potential outcomes for graduation, general education and major requirements "if" you enroll in a course (or multiple courses.)

1. Open your browser and go to <https://myci.csuci.edu> or connect through [www.csuci.edu](http://www.csuci.edu) and click on the myCI icon: 
2. On the sign-in page, enter your User ID and password to log in. Both are case sensitive. (\*See the bottom of page if you forgot your password.)
3. Once you are logged in to myCI, click on **CI Records** in the *My Account* section.
4. To view your Course List "What-If" Degree Progress Report, click on the "Degree Progress" under the Academic History section.

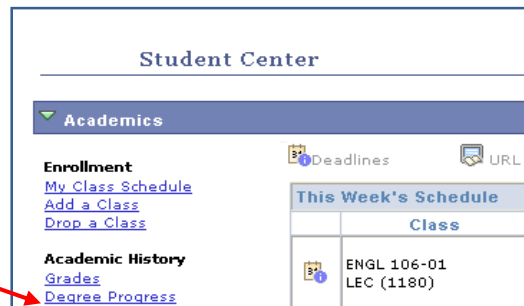


myCI

**Students (myCI Sign In)**

Dolphin Name

Dolphin Password



Student Center

Academics

Enrollment  
[My Class Schedule](#)  
[Add a Class](#)  
[Drop a Class](#)

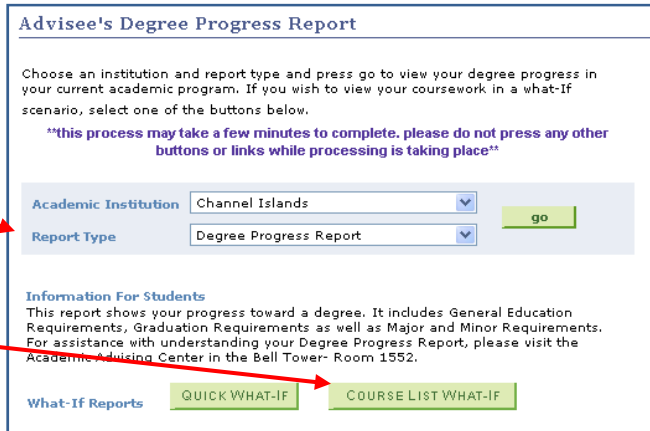
Academic History  
[Grades](#)  
[Degree Progress](#)

Deadlines URL

This Week's Schedule

Class	
ENGL 106-01 LEC (1180)	

5. In the "Report Type" field, click on the down arrow (▼) to see the Degree Progress Report dropdown selection.
6. Click on the "Course List What-If" button. This will direct you to the option page.



Advisee's Degree Progress Report

Choose an institution and report type and press go to view your degree progress in your current academic program. If you wish to view your coursework in a what-if scenario, select one of the buttons below.

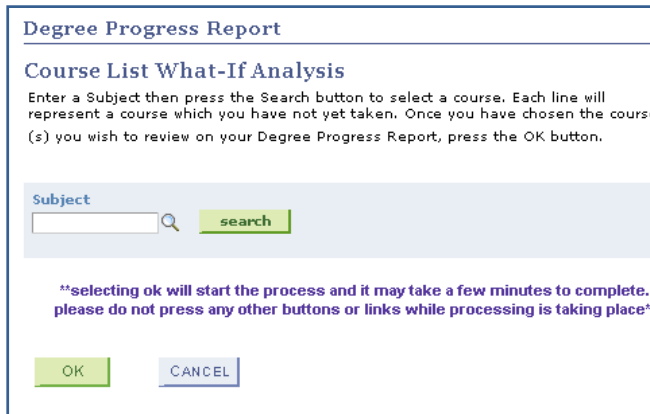
**\*\*this process may take a few minutes to complete. please do not press any other buttons or links while processing is taking place\*\***

Academic Institution: Channel Islands  
Report Type: Degree Progress Report

Information For Students  
This report shows your progress toward a degree. It includes General Education Requirements, Graduation Requirements as well as Major and Minor Requirements. For assistance with understanding your Degree Progress Report, please visit the Academic Advising Center in the Bell Tower- Room 1552.

What-If Reports

7. In the Subject Field use the Search icon (🔍) to find the appropriate field. Click on "Search".



Degree Progress Report

Course List What-If Analysis

Enter a Subject then press the Search button to select a course. Each line will represent a course which you have not yet taken. Once you have chosen the course(s) you wish to review on your Degree Progress Report, press the OK button.

Subject

**\*\*selecting ok will start the process and it may take a few minutes to complete. please do not press any other buttons or links while processing is taking place\*\***

- Select the course from the options by clicking on the checkmark.

Course List What-If Analysis Report

Course Search

Customize | Find | View All | First 1-10 of 69 Last

	Course ID	Subject	Catalog	Description	Requirement Designation
<input checked="" type="checkbox"/>	000177	ART	100	UNDERSTING ART PROCESSES	
<input checked="" type="checkbox"/>	000179	ART	102	MULTICULTURAL CHILDREN'S ART	
<input checked="" type="checkbox"/>	000180	ART	105	DRAWING AND COMPOSITION	
<input checked="" type="checkbox"/>	000181	ART	106	COLOR AND DESIGN	
<input checked="" type="checkbox"/>	000182	ART	107	LIFE DRAWING	
<input checked="" type="checkbox"/>	000184	ART	108	VISUAL TECHNOLOGIES	
<input checked="" type="checkbox"/>	000185	ART	110	PRE ART TO THE MIDDLE AGES	
<input checked="" type="checkbox"/>	000186	ART	111	RENAISSANCE TO MODERN ART	
<input checked="" type="checkbox"/>	000187	ART	112	ART OF THE EASTERN WORLD	
<input checked="" type="checkbox"/>	000189	ART	201	PAINTING	

Return

- If you would like to add more classes, click on "Add a Course" and repeat steps six and seven. If you are done, click "OK".

Degree Progress Report

Course List What-If Analysis

Enter a Subject then press the Search button to select a course. Each line will represent a course which you have not yet taken. Once you have chosen the course (s) you wish to review on your Degree Progress Report, press the OK button.

SEARCH	Subject	Catalog Nbr	Description	Units Taken	Requirement Designation
	ART	110	PRE ART TO THE MIDDLE AGES	3.00	

Add a Course

"selecting ok will start the process and it may take a few minutes to complete, please do not press any other buttons or links while processing is taking place"

OK CANCEL

- By selecting the Degree Audit tab, you will have the ability to view your *potential* Degree Progress information.

Degree Audit | Course History | External Credit | Campus Tab

ID

Current Academic Objective 1 of 1

	Requirement (Catalog) Term
Career:	Undergraduate
Program:	Undergraduate
Plan:	BA: Psychology
<b>Expected Grad Term:</b>	Summer 2012
<b>Graduation Status:</b>	Not Applied

For assistance with understanding your Degree Progress Report, please visit the Academic Advising Center in the Bell Tower, Room 1552 or email us: records.registration@csuci.edu